

SNAP 300 offers simple walk-up and measure capability. Simply place the part on the worktable and press GO. SNAP 300 includes

- **Automation Speeds Throughput –** SnapShot identifies and measures features instantly – without programming. Measured results are easily reported and exported.
- **Telecentric Optics –** Ensure accurate measurements across the wide field of view with low distortion – even when not perfectly focused. Zoom Anywhere technology instantly zooms the image anywhere in the wide field of view to measure small features instantly.
- **Simplicity and Value –** OGP dual mag optics, three light sources, a large field metrology camera, a 250mm X axis with a 50mm Y axis, and an available 10x lens make SNAP 300 a strong choice when increased throughput and higher magnification is critical.

Compact, Large Field of View Video Measuring Machine with Motorized XY Stage Motion

Rugged construction and an open work envelope make SNAP easy to implement in virtually any manufacturing setting.

SNAP™ 300

Measurements Made Simple

Choice of SNAP-X or ZONE3 Metrology Software

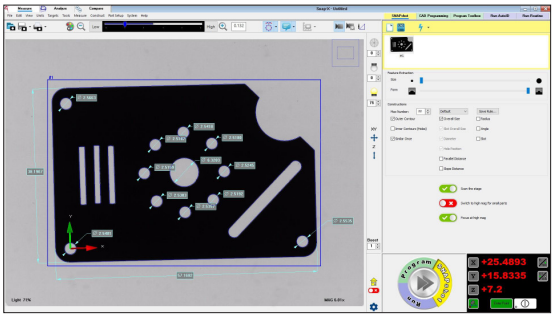

SNAP-X software provides users with a simple, powerful interface for instant 2D measurement and auto program generation. The software also utilizes powerful GD&T based algorithms and point and click feature identification to easily program a wide variety of parts. Virtual chart gaging, profile analysis tools and integrated reporting allow for quick and easy output of measurements.

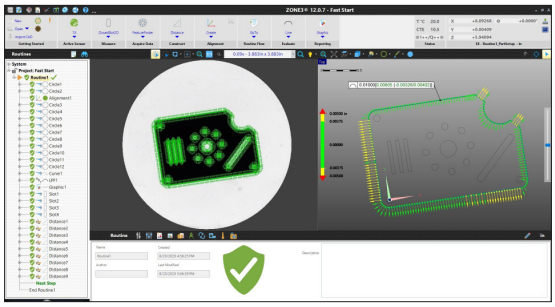

ZONE3 uses innovative features to automatically generate measurement routines resulting in faster programming and run times. Parallel Processing combined with intelligent routine Optimization can be used to measure as many features as can be seen simultaneously

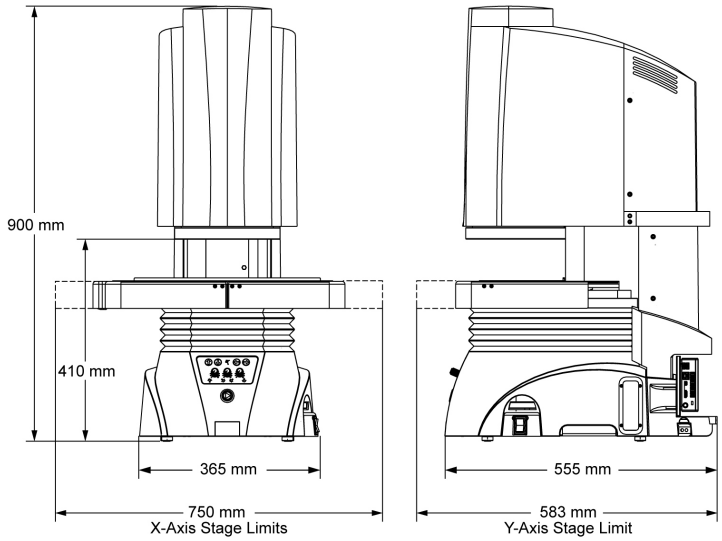

System Weight: 65 kg
Shipping Weight: 125 kg

	Standard	Optional
Measuring Unit	Rigid, cast aluminum base and nickel plated worktable; 4 kg load capacity, evenly distributed	
Stage	Motorized 150 mm X, 50 mm Y, and 75 mm Z axis (focus) adjustment with push-button controls	
Maximum Measuring Range (X,Y)	250 mm x 150 mm	
Optics	Telecentric, dual optical magnification with 4x high magnification lens	Telecentric, dual optical magnification 10x high magnification lens in lieu of 4x lens
Illumination	All LED and monochromatic. Substage profile light, coaxial square-on surface light and programmable 8-sector oblique ring light	
Metrology Camera	Large field megapixel metrology camera	
Field of View	**Low Mag:** 100 mm Ø | **4x High Mag:** 32 mm x 32 mm	**10x High Mag:** 13 mm x 13 mm
Max Digital Zoom	**Low Mag:** 42.2 mm x 42.2 mm | **4x High Mag:** 10.7 mm x 10.7 mm	**10x High Mag:** 4.3 mm x 4.3 mm
Depth of Field	**Low Mag:** 50 mm | **4x High Mag:** 10 mm	**10x High Mag:** 2 mm
Working Distance	**Low Mag:** 115 mm | **4x High Mag:** 115 mm	**10x High Mag:** 115 mm
Controls	GO button, illumination controls, push-button controls for motorized X, Y stage, and toggle switch for Z motion control	
Software	**Metrology Software:** SNAP-X Measure and Compare	**Metrology Software:** ZONE3 Express, Prime or Pro in lieu of SNAP-X **Productivity Software:** SNAP-X Analyze, OGP® EVOLVE® SPC **Offline Software:** SNAP-X or ZONE3
System Controller	Compact system controller with USB communication ports	Single flat panel LCD monitor, or dual flat panel LCD monitors; keyboard, mouse; USB-Ethernet adapter, system controller with networking and communication ports
Accessories		SNAP Miniature Rotary (SMR) indexer, barcode reader, USB digital I/O capability, fixture kit, calibration artifact
Power Requirements	100-120 VAC or 200-240 VAC, 50/60 Hz, 1 phase, 160 W	
Safe Operating Environment	15-30 °C, non-condensing	
Rated Environment	Temperature 18-22 °C, stable to ± 1 °C, max rate of change 1 °C / hour, max vertical gradient of 1 °C / meter; 30-80% humidity; vibration <0.001g below 15 Hz	
XY FOV Accuracy (E_2)	**Low Magnification Lens:** (4.0 + L/50) µm **4X High Magnification Lens:** (2.0 + L/50) µm	**10x High Magnification Lens:** (1.0 + L/50) µm
XY Area Accuracy (E_2)	(7.0 + L/50) µm	

Accuracy is evaluated with a QVI verification procedure where "L" is measured length in millimeters. Specifications apply within the rated environment. Optical specifications apply at the maximum optical and digital magnification of the specified configuration. XY FOV Accuracy applies with an evenly distributed load up to 2.5 kg in the standard measuring plane. The standard measuring plane is defined as perpendicular to the optical axis within 0.5 mm, and within 5.0 mm of best focus.

Confidence. When Results Matter.™

World Headquarters: Rochester, NY, USA • 585.544.0400 • www.ogpnet.com
OGP Shanghai Co, Ltd: Shanghai, China
86.21.5045.8383/8989 • www.smartscope.com.cn
OGP Messtechnik GmbH: Hofheim-Wallau, Germany
49.6122.9968.0 • www.ogpmesstechnik.de
Optical Gaging (S) Pte Ltd: Singapore • 65.6741.8880 • www.smartscope.com.sg

© 2021 Quality Vision International Inc. Specifications subject to change without notice. All rights reserved. Trademarks are the properties of their respective owners.
Export of this product is controlled under U.S. Export Regulations. An Export License may be required for deliveries or re-export outside the United States. Part Number 794116-0521